

Country-Specific Results 2017

Norway

Total number of higher education institutions (universities) included in U-Multirank 13

A. University coverage

This section focuses on the number of universities included in U-Multirank for the respective country, providing a visual representation. For the names of all universities from your country included in U-Multirank, please see the link below.



For the full list of universities included in U-Multirank, please click this [link](#). Please note the list is in alphabetical order by country, then by university names.


B. Number of 'A' scores per dimension

The following table shows the number of 'A' scores per dimension for all universities from the country – on the institutional level. Please note that only universities with the highest received 'A' scores have been listed by name. Explanation: For example a '2' in the row '4 out of 4' means that 2 universities received 4 'A' scores on all 4 indicators available in that dimension. For tables on the subject level, please email, info@umultirank.org.

Institutional level – Number of universities receiving top ('A') scores per dimension	
<i>*Note: to see the full picture, including all scores, university names and profiles please use the links in the appendix</i>	
Teaching & Learning	
4 out of 4	0
3 out of 4	0
2 out of 4	0
1 out of 4	0
Research	
10 out of 10	0
9 out of 10	0
8 out of 10	0
7 out of 10	0
6 out of 10	1
	University of Oslo
5 out of 10	0
4 out of 10	1
3 out of 10	3
2 out of 10	1
1 out of 10	5
Knowledge Transfer	
9 out of 9	0
8 out of 9	0
7 out of 9	0
6 out of 9	0
5 out of 9	0
4 out of 9	0
3 out of 9	1
	Norwegian University of Science and Technology
2 out of 9	1
1 out of 9	7
International Orientation	
6 out of 6	0
5 out of 6	0
4 out of 6	0
3 out of 6	7
	Norwegian School of Sport Sciences, Norwegian University of Life Sciences (NMBU), Norwegian University of Science and Technology, University of Agder, University of Bergen, University of Oslo, University of Tromsø
2 out of 6	2
1 out of 6	1
Regional Engagement	
6 out of 6	0
5 out of 6	0
4 out of 6	0
3 out of 6	1
	University of Stavanger
2 out of 6	3
1 out of 6	4

C. Universities with the highest number of 'A' scores on the institutional level


In this section we highlight the five universities receiving the highest number of 'A' (very good) scores on the institutional level for the respective country. Using our unique sunburst chart, you're able to see a clear picture of the university's overall performance. Although the number of 'A' scores shows top performance for the respective university, it does not imply one university is the 'best' in the country, as each university profile highlights different strengths. Universities marked with stars, are recipients of our "Top 25 Performers" overall for the respective indicator. A key guard is provided in the appendix for the institutional sunburst. For a list of definitions and calculations of indicators, see our [Indicator Book](#).



University name: University of Oslo

Number of 'A' scores: 12


Top 25 performer in: N/A



University name: Norwegian University of Science and Technology

Number of 'A' scores: 10


Top 25 performer in: N/A



University name: Norwegian School of Sport Sciences

Number of 'A' scores: 9


Top 25 performer in: Top cited publications



University name: University of Bergen

Number of 'A' scores: 8

Top 25 performer in: N/A




University name: University of Tromsø

Number of 'A' scores: 8

Top 25 performer in: N/A

D. Universities with the highest number of 'A' scores in Business Studies

In this section we highlight the five universities receiving the highest number of 'A' (very good) scores on one of the many subject levels included in U-Multirank for the respective country. The selected subject area is the highest participated subject area this year. Using our unique sunburst chart, you're able to see a clear picture of the university's overall performance. Although the number of 'A' scores shows top performance for the respective university, it does not imply one university is the 'best' in the country, as each university profile highlights different strengths. For a list of definitions and calculations of indicators, see our [Indicator Book](#).



University name: University of Tromsø

Subject area: Business Studies

Number of 'A' scores: 4



University name: University of Agder

Subject area: Business Studies


Number of 'A' scores: 4



University name: University of Stavanger

Subject area: Business Studies


Number of 'A' scores: 3



University name: Norwegian University of Science and Technology (Dept. of Int. Econ. & Tech. Mgmt.)

Subject area: Business Studies

Number of 'A' scores: 3



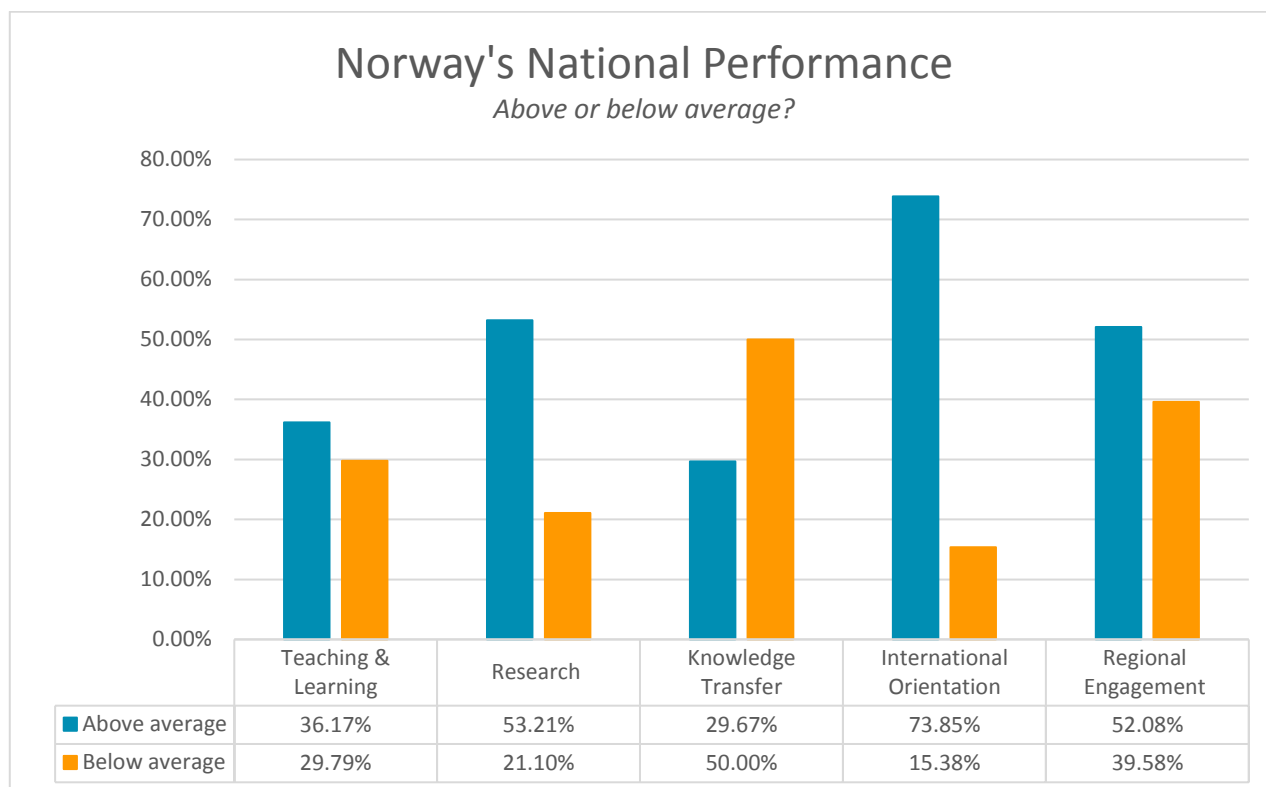
University name: Norwegian University of Science and Technology (Dept. of Econ.)

Subject area: Business Studies

Number of 'A' scores: 2

E. National performance: above or below average?

In this section we highlight the overall performance of Norwegian universities on the institutional level per U-Multirank dimension. The below table shows the national breakdown of Norwegian universities and how they stand across the spectrum of above average (receiving a score of 'A' (very good) or 'B' (good)), or below average (receiving a score of 'D' (below average) or 'E' (weak)). In doing so, U-Multirank offers a clear picture on the countries strengths, and areas for improvement.



F. Appendix

Detailed results:

If you want to analyse further the performance of the universities in your country you can click the following links. The below links lead directly to the results page of the web tool where we filtered the universities in your country into one list (for the university as a whole and for the subject areas included in U-Multirank so far). You can use the table to make personalised interactive analyses with the data.

Note: The links will be accessible, starting the day of the release at 10:30 CET.

[Institutional Level Results](#)

[Subject Level Results – Economics \(new\)](#)

[Subject Level Results – Chemical Engineering \(new\)](#)

[Subject Level Results – Civil Engineering \(new\)](#)

[Subject Level Results – Industrial Engineering \(new\)](#)

[Subject Level Results – Business Studies \(updated\)](#)

[Subject Level Results – Computer Science \(updated\)](#)

[Subject Level Results – Electrical Engineering \(updated\)](#)

[Subject Level Results – Mechanical Engineering \(updated\)](#)

Press materials:

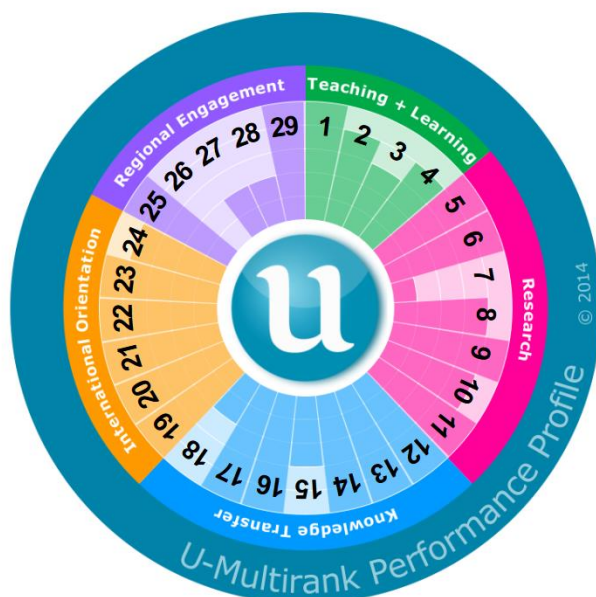
[Advanced Press Release](#)

[Q+A Memo](#)

[2017 Infographic](#)

Sunburst Key Guard (only for section 'C'):

U-Multirank Sunburst: Performance Indicators



Teaching + Learning

- 1 Bachelor graduation rate
- 2 Masters graduation rate
- 3 Graduating on time (bachelors)
- 4 Graduating on time (masters)

Research

- 5 External research income
- 6 Research publications (size-normalised)
- 7 Art related output
- 8 Citation rate
- 9 Top cited publications
- 10 Interdisciplinary publications
- 11 Post-doc positions

Knowledge Transfer

- 12 Income from private sources
- 13 Co-publications with industrial partners
- 14 Patents awarded (size-normalised)
- 15 Industry co-patents
- 16 Spin-offs
- 17 Publications cited in patents
- 18 Income from continuous professional development

International Orientation

- 19 Foreign language bachelor programmes
- 20 Foreign language master programmes
- 21 Student mobility
- 22 International academic staff
- 23 International doctorate degrees
- 24 International joint publications

Regional Engagement

- 25 Bachelor graduates working in the region
- 26 Student internships in the region
- 27 Regional joint publications
- 28 Income from regional sources
- 29 Master graduates working in the region